


St Mark's Primary School

Year 1 Curriculum Evening

19th September 2017



The Year 1 Team

Teachers

Mrs Carter
(Year Leader)

Mrs Hearn

Mrs Hiscock

Miss Jamieson

**Other adults
who support in
Year 1:**

Mrs Hygate

Mrs Gatfield

Mrs Parramore

Topics this year

Autumn

We're Going On An Animal Hunt
Polar Lands

Spring

A Toy's Story
On The Move

Summer

A Year In Percy's Park
Nature Detectives

A typical day

- Early morning work and register
- Worship
- Activate
- Phonics
- English
- Snack and playtime
- Maths
- Book Club
- Lunchtime
- Topic and challenges
- Afternoon playtime
- Handwriting
- Storytime
- Home-time

Our Favourite parts of Year 1


by Lottie and Parker



English

- Phonics – Read Write Inc in groups
- Reading – individual and in groups
- Writing – individual and in groups
- Book Club – daily reading activities

Phonics

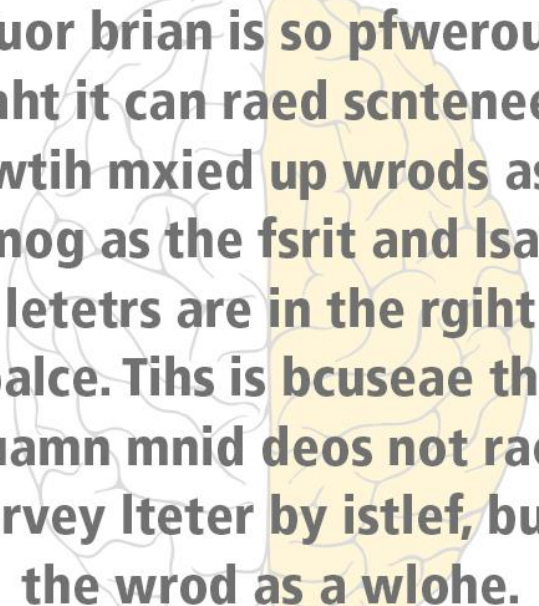
- 
- Small group sessions 4 times a week
- 44 different sound-letter correspondences
- Segmenting
- Blending
- Real vs monster/alien words

chom



Reading

- Decoding:
 - Phonics
 - Visual memory
 - Picture cues
 - Meaning and context cues



**Yuoer brian is so pfweroul,
taht it can raed scntenees
wtih mxied up wrods as
lnog as the fsrit and lsat
letetrs are in the rgiht
palce. Tihs is bcuseae the
huamn mnid deos not raed
ervey lteter by istlef, but
the wrod as a wlohe.**

Reading at home

- Decoding yes but also...
 - Enjoying books together
 - Understanding and experience
 - Fluidity
 - Expression
 - Opinions
- High frequency words

Writing

Capital
letters

Adjectives

Common
exception word

Full stops






'and' joining two clauses

English- I can write a fantasy adventure story

One sunny day I saw a wooden
door. When I opened the door
and I saw a May low land. When I
was walking down the hill when I got to
the bottom a small ball called to me.
I got stuck in it and Supper Wrammen
got me out. Me and Supper Wrammen
was lunch to gether and dinner to gether.

What is Book Club? (BC)

- Book Club is a series of daily activities designed to support your children's progress in reading, writing and speaking and listening.

Badger Group 	Rabbit Group 	Owl Group 	Fox Group 	Hedgehog Group 
RWI book with Mrs <u>Hygate</u>	Book Corner/ Role play	Reading with Mrs Hearn	Spelling: Look, Say, Cover, Write, Check	RWI Follow Up Task

Home Learning Log

My Reading Record



Date/ Name of Book	page numbers / signature	Comments
Monday 3rd October	S: BC H:	
Tuesday 4th October <i>Quick Quick</i>	S: JG p1-5 BC H:	Well done! You worked hard at sounding out today!
Wednesday 5th October <i>Quick Quick</i>	S: BC H: <i>Pages 1-end</i>	<i>Super sounds today.</i>
Thursday 6th October	S: BC H:	
Friday 7th October <i>Tug, Tug</i>	S: MH BC H:	Great reading!
Saturday 8th October	H:	
Sunday 9th October <i>Quick Quick</i>	H: <i>whole book</i>	<i>We retold the story today.</i>

Other communications



From Words I have spotted (x 3 on each page)

then

them

Library book:

Six Dinner Sid

Bug Club:

At home this week, I have read on Bug Club.



Home School Communication

*Could we please have some new key
words?*

Bug Club



- Is a secure online reading programme.
- Log in via 'Bug Club' website on www.activelearnprimary.co.uk or click on the 'Bug Club' link on the school website to type in the school ID (tp3k), your child's username and their password.
- Personal login details and password are kept in Home Learning Logs

School ID tp3k

Username

Password (Case Sensitive)

[Forgotten password?](#)

Login



Maths

- Developing confidence and mental fluency.
- A range of practical resources will always be available for the children to use in the form of 'Base Boxes'



Multilink



Number lines



Bead String



Diennes



Sorting Objects



Counters

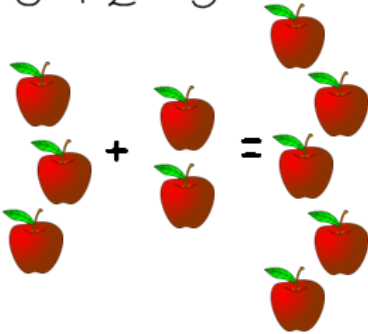
Maths Posters

A range of strategies will be taught so that children can develop their own preferences.

Addition

Pictorial Representation

$$3 + 2 = 5$$



Subtraction

Pictorial Representation

$$5 - 2 = 3$$



Multiplication


Repeated Addition using Pictorials

$$2 \times 4$$



$$2 + 2 + 2 + 2 = 8$$

$$3 \times 5$$




$$3 + 3 + 3 + 3 + 3 = 15$$

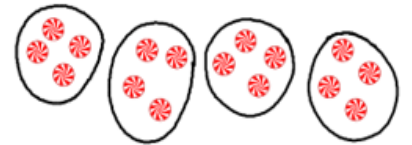
Division

Sharing Pictorially

6 shared between 3 ($6 \div 3$)




16 shared between 4 ($16 \div 4$)



Addition

Structured Number Line

$$4 + 3 = 7$$




$$8 + 6 = 14$$



Subtraction

Structured Number Line

$$9 - 5 = 4$$



$$19 - 11 = 8$$





Growth Mindsets & Talk Partners



It sounds like a lot of hard work...

But we still want your children to have fun!



Please visit your child's classroom to look around and see examples of the resources your child will use in Year 1 and to ask any questions you may have.

Thank you!