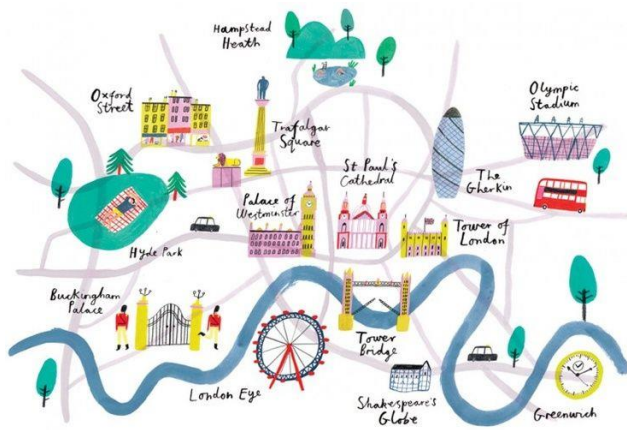
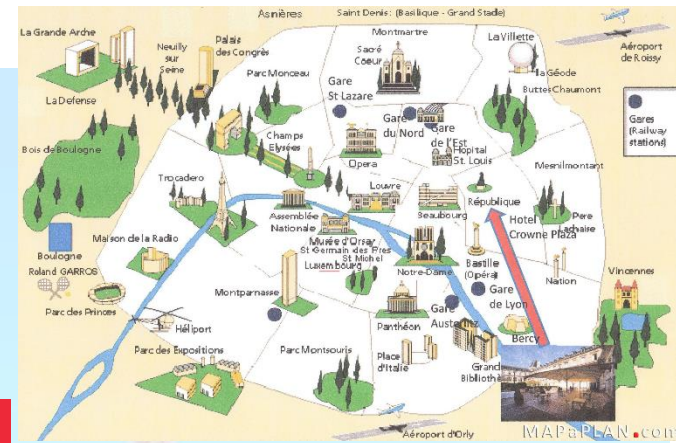




Red, White and Blue Knowledge Organiser



Our big question is:
Are all capital cities the same?



London Facts	
<i>Founded</i>	43 AD
<i>City Size</i>	607 Square Miles
<i>Total Population</i>	8.6 Million
<i>Visitors Per Year</i>	30 Million
<i>Top 3 Attractions</i>	Big Ben London Eye British Museum
<i>Number of Taxis</i>	21,000
<i>Tube stations</i>	270
<i>Football Clubs</i>	188
<i>Bridges</i>	37
<i>Most Popular Airport</i>	Heathrow 73.4 Million Passengers in 2014
<i>Tallest Structures</i>	The Shard 306m

Paris Facts	
<i>Founded</i>	250 BC
<i>City size</i>	40.7 Square Miles
<i>Total Population</i>	2.2 Million
<i>Visitors Per Year</i>	40 Million
<i>Top 3 Attractions</i>	Eiffel Tower Louvre Museum Arc de Triomphe
<i>Numbers of Taxis</i>	20,000
<i>Metro Stations</i>	300
<i>Football Clubs</i>	23
<i>Bridges</i>	33
<i>Most Popular Airport</i>	CGD Paris Charles de Gaulle 63.8 Million Passengers 2014
<i>Tallest Structure</i>	The Eiffel Tower 324m

Our Key Concept: Curiosity

Physical Feature - Physical features show natural objects such as mountains and rivers.

Human Feature – Are things that are built by **humans** such as bridges, buildings and roads.

How can you help at home?

- Read non-fiction books to learn more about London and Paris.
- Look at world maps and locate different countries.
- A visit to London.
- Research London and Paris landmarks.



Tower of London London Eye Big Ben and the Houses of parliament Tower bridge

River Thames is a 346 kilometers (215 miles) long river. There are 47 locks. The Thames is tidal from Teddington. There are 75 bridges that cross over the tidal Thames.



Human Features



Eiffel Tower Notre Dame Arc De Triomphe Fountain at Place St- Michel

Physical Features



River Seine is a 777 kilometers (483 miles) long river. It is an important commercial waterway. The Seine source is a height of 471 meters above sea level. At the mouth of the river it is 16 kilometers (10 miles) wide.