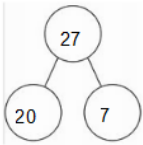
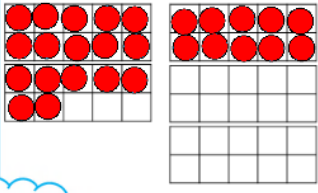




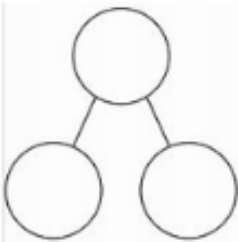
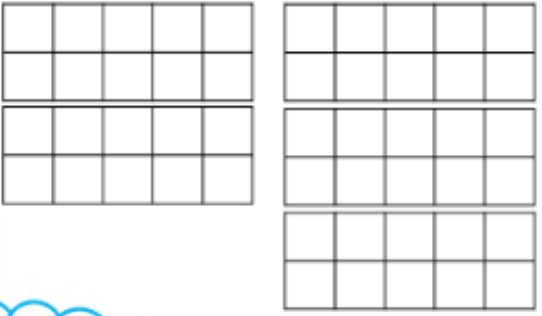
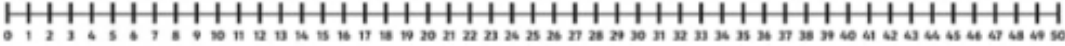
Wednesday 25th March 2020

I can represent numbers to 50 in different ways.

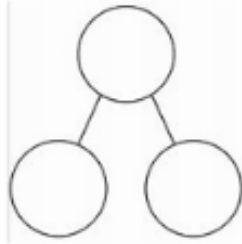
<p>Partitioning</p> 	<p>Tens frame</p> 
<p>Word</p> <p>twenty seven</p>	<p>Draw it</p> 
<p>Can you find and circle the number on the number line?</p> 	

Let's think about how to represent numbers in different ways.

Think of some numbers up to 50 and represent them in different ways on the grids below.

<p>Partitioning</p> 	<p>Tens frame</p> 
<p>Word</p>	<p>Draw it</p>
<p>Can you find and circle the number on the number line?</p> 	

Partitioning



Tens frame

Different ways to show the number:

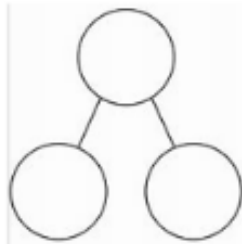
Word

Draw it



Can you find and circle the number on the number line?

Partitioning



Tens frame

Different ways to show the number:

Word

Draw it



Can you find and circle the number on the number line?

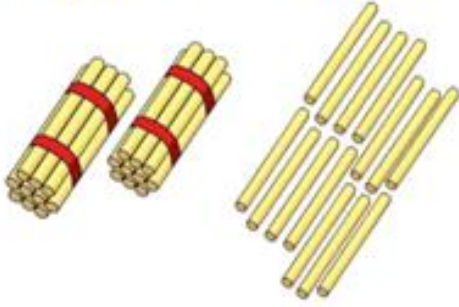
Challenge

Whitney says,

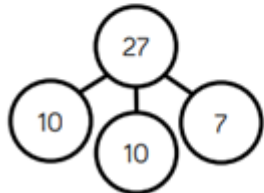

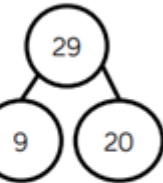
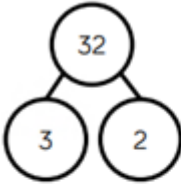


I have 2 tens and 14 ones.

How many straws does Whitney have?



The children are completing the part whole models.



Are they correct?
Explain why.

Number cards for cutting out and recognising if you would like them:

1	2	3	4	5
6	7	8	9	10
11	12	13	14	15
16	17	18	19	20
21	22	23	24	25

26

27

28

29

30

31

32

33

34

35

36

37

38

39

40

41

42

43

44

45

46

47

48

49

50

