

---

Past or present tense?

Past

Present

				listened
		cried		
looked	try	is	was	cry
		made		tried
listen		look		
	make			

---

Earlier in the week we planned our new inventions to share with Queen Victoria.



Today we are going to write a letter to persuade Queen Victoria that our inventions are the most spectacular inventions ever.

---

*To do our writing today we will need to use the present tense.*

*We will use the present perfect tense:*



*and the present progressive tense:*



## Persuasive Writing

### Introductions

I think...  
For this reason...  
I feel that...  
I am sure that...  
It is certain...  
I am writing to...  
Of course...  
In the same way...  
On the other hand...  
In this situation...

### Making your point

Firstly, secondly,  
thirdly...  
Furthermore...  
In addition...  
Also...  
Finally...  
Likewise...  
Besides...  
Again...  
Moreover...  
Similarly...  
Surely...  
Certainly...  
Specifically...  
If...then...  
because...

### Details

For example...  
In fact...  
For instance...  
As evidence...  
In support of this...

### Endings



For these reasons...  
As you can see...  
In other words...  
On the whole...  
In short...  
Without a doubt...  
In brief...  
Undoubtedly...

### Other Words

reasons  
arguments  
for  
against  
unfair  
pros  
cons



# Writing a Persuasive Text

**Dogs Make the Best Pets**

When it comes to pets, it is **without a doubt** that **dogs** most certainly **make the best pets**. Dogs are **loyal, affectionate** and **active** animals, making them perfect pets for children.


**Firstly**, everyone knows that **dogs are the most loyal of pets**. They will **sit with you** when you are sick, they love to spend time with you, **play with you** and **they will guard your house**.

**Secondly**, it is widely known that **dogs are affectionate**. Dogs **like to be hugged**, petted and rubbed by their owners. Dogs also **excitedly greet you** when you come home - no other pet will run, jump up and hug you as soon as you walk through the door!


**Finally, dogs are active animals**. They **require regular walking** which means that **children** who walk their dogs **will also get regular exercise**. **Dogs love to play fetch** which is also a great outdoor activity.

**In conclusion, there is no question** that **dogs make the best** pet for children. This is because of their **loyalty**, their **affectionate** nature and their **active** lifestyle. Do yourself a favour and buy a dog today!

Conclusion



Summarise reasons



# Persuasive Argument

Introduce the topic you are writing about and state the argument– do you agree or disagree?  
Why?

- Explain in detail, using words such as: Firstly... Secondly... In my opinion... Some believe that... I feel that... I am sure that...
- Describe, using great adjectives.
- Argue why it is so good or bad – be enthusiastic!
- Use powerful verbs.
- Give reasons for and against – use evidence.
- Ask the recipient questions to get them thinking and make them realise they need this.
- End with a summary of what you need.


## Closing Farewell

If you **do know** who the letter is to, close your letter on the left-hand side with:

Yours sincerely,  
(Your Full Name)

If you **don't know** who the letter is to, close your letter on the left-hand side with:

Yours faithfully,  
(Your Full Name)



# Persuasive Writing

## Sentence Starters

- It is clear that...
- Clearly...
- Everyone knows that...
- Of course...
- The fact is...
- There is no doubt...
- Surely...



## Persuasive Language

- also
- although
- as a result
- because
- clearly
- except
- for example
- for instance
- for that reason
- however
- in fact
- instead
- it is clear
- obviously
- of course
- surely



## Conclusions

- In conclusion,
- To sum up,
- As a result,
- To end with,
- In summary,



## Check and complete the list

Title implies a point of view	
Reasons to support the viewpoint	
Facts and evidence to support reasons	
Connectives to link ideas (e.g. however, therefore, furthermore)	
Persuasive devices: Agreement (e.g. obviously, without doubt)	
Powerful adjectives	
Rhetorical questions	
Conclusion to summarise and state opinion	



---

Dear Queen Victoria,

I am writing to you to tell you about my fabulous new invention. I really think that you will think it is the most amazing, wonderful invention ever made. I am calling my invention the television. It is a brilliant contraption that shows moving pictures. You will be able to watch people moving and talking. How surprised you will be to see people moving around the screen in miniature size!

I know that you will think this is the best invention ever when you see it. It will be the most fantastic thing for you and your family. Your children will love to watch cartoons and shows that are designed especially for children. It will help to keep them quiet and entertained when you have important royal visitors.

You may be thinking how can this strange contraption work? How can we have moving pictures? It works like this:

- You must find a good space where everyone will be able to see the front of the screen.

- 
- Plug in the cable to switch on the electricity.
  - Press the on button and watch with amazement as the pictures flash up on the screen.
  - Be astounded as the people dance and jump up and down on the screen like a grasshopper.
  - While away the hours watching your favourite shows and enjoying some well deserved family time after all of your busy royal duties.

I hope you will love my fantastic invention and will tell all of your friends about my clever, shiny box on moving pictures. Make sure you try it out soon and you will be the envy of all of your friends. Remember the television will be the greatest, most fantastic invention of all time and will be used by families all across the world in the future.

Thank you for taking the time to read my letter and hear about my amazing invention.

Yours Sincerely

Thursday 19th March 2019

I can write a persuasive letter



Dear Queen Victoria















