


Monday 11th May: I can find half of an amount - Challenges

True or False? Use the counters and boxes to show your workings.



$\frac{1}{2}$ of 12 is 6.

$\frac{1}{2}$

$\frac{1}{2}$

Use the boxes to work out:

2 is half of _____

$\frac{1}{2}$

$\frac{1}{2}$

Use the boxes to work out:

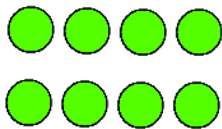
4 is half of _____

$\frac{1}{2}$

$\frac{1}{2}$

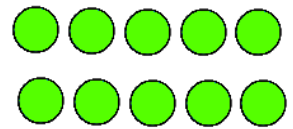
True or False?

$\frac{1}{2}$ of 8



is greater than

$\frac{1}{2}$ of 10



$\frac{1}{2}$

$\frac{1}{2}$

$\frac{1}{2}$

$\frac{1}{2}$