

GRID ONE — PEOPLE AND CREATURES










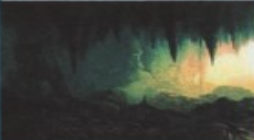















	1	2	3	4	5	6
1						
2						
3						
4						
5						
6						

Step One: Throw a dice and whichever number you land on, go to that number in the top row and draw a ring around it. That is the column you will be using.

Step Two: Throw the dice again and whichever number you land on, go to that number in the first column on the left and draw a ring around it. That is the row you will be using. Where the column and the row meet, that is the person or creature you will be writing about. Now repeat this for the next grid which shows pictures of things.

The idea is that you will be linking a person or creature with a thing and writing a story combining them. You could end up with a wizard and a tractor or a mermaid and a castle.

GRID TWO — THINGS

	1	2	3	4	5	6
1						
2						
3						
4						
5						
6						

Step One: Throw a dice and whichever number you land on, go to that number in the top row and draw a ring around it. That is the column you will be using.

Step Two: Throw the dice again and whichever number you land on, go to that number in the first column on the left and draw a ring around it. That is the row you will be using. Where the column and the row meet, that is the person or creature you will be writing about. If you haven't already done so, repeat this for the first grid which shows people or creatures.

The idea is that you will be linking a person or creature with a thing and writing a story combining them. You could end up with a wizard and a tractor or a mermaid and a castle