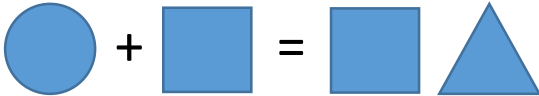
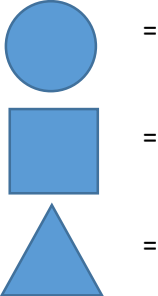
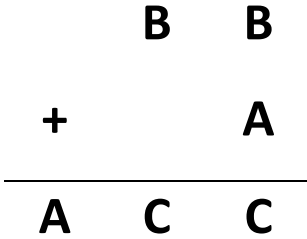
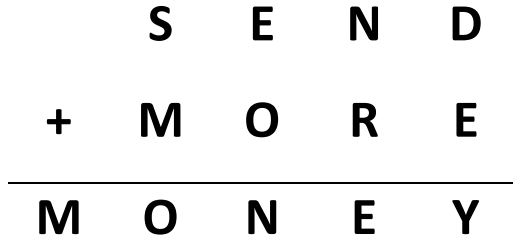




Maths Focus: Place value; mental and written addition; inverse operations; mathematical thinking

Helpful Hints: use your knowledge of place value to look at the amount of digits in each number and what this must reveal about what some of the unknowns must be. When working with columnar addition, start your investigation at the highest value (the left hand side)

Level 1	Level 2	Level 3
<p>Terry has an addition calculation in front of him but all the digits have been turned into shapes! Each shape represents a digit.</p>  <p>1. What digit does each shape represent?</p> 	<p>Terry has an addition calculation in front of him but all the digits have been turned into letters! Each letter represents a digit.</p>  <p>1. What digit does each letter represent?</p> <p>A = B = C =</p>	<p>Terry has an addition calculation in front of him but all the digits have been turned into letters! Each letter represents a digit.</p>  <p>1. What digit does each letter represent?</p> <p>M = O = S = E = N = R = D = Y =</p>