







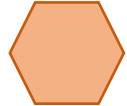




Maths Focus: properties of number and shape

Helpful Hints: Think about all the different ways in which numbers and shapes can be different and write them down so you have some ideas of what to look out for

Level 1	Level 2	Level 3
<p>Lily has written down some numbers and has drawn some shapes. She has drawn a ring around the odd ones out.</p> <div style="display: flex; justify-content: space-around; border: 1px solid blue; padding: 5px;"> <div style="border: 1px solid blue; padding: 10px; text-align: center;">1</div> <div style="border: 1px solid blue; padding: 10px; text-align: center;">4</div> <div style="border: 1px solid blue; padding: 10px; text-align: center;">5</div> </div> <div style="display: flex; justify-content: space-around; border: 1px solid blue; padding: 5px; margin-top: 10px;"> <div style="border: 1px solid blue; padding: 10px; text-align: center;"></div> <div style="border: 1px solid blue; padding: 10px; text-align: center;"></div> <div style="border: 1px solid blue; padding: 10px; text-align: center;"></div> </div> <ol style="list-style-type: none"> <li>1. Explain why 4 is the odd one out.</li> <li>2. Explain why the triangle is the odd one out.</li> </ol>	<p>Lily has written down some numbers and has drawn some shapes. She has drawn a ring around the odd ones out.</p> <div style="display: flex; justify-content: space-around; border: 1px solid green; padding: 5px;"> <div style="border: 1px solid green; padding: 10px; text-align: center;">6</div> <div style="border: 1px solid green; padding: 10px; text-align: center;">15</div> <div style="border: 1px solid green; padding: 10px; text-align: center;">40</div> </div> <div style="display: flex; justify-content: space-around; border: 1px solid green; padding: 5px; margin-top: 10px;"> <div style="border: 1px solid green; padding: 10px; text-align: center;"></div> <div style="border: 1px solid green; padding: 10px; text-align: center;"></div> <div style="border: 1px solid green; padding: 10px; text-align: center;"></div> </div> <ol style="list-style-type: none"> <li>1. Give <b>two</b> different reasons why 6 is the odd one out.</li> <li>2. Give <b>two</b> different reasons why the trapezium is the odd one out.</li> </ol>	<p>Lily has written down some numbers and has drawn some shapes. One of her numbers and one of her shapes are the odd one out.</p> <div style="display: flex; justify-content: space-around; border: 1px solid orange; padding: 5px;"> <div style="border: 1px solid orange; padding: 10px; text-align: center;">25</div> <div style="border: 1px solid orange; padding: 10px; text-align: center;">4</div> <div style="border: 1px solid orange; padding: 10px; text-align: center;">21</div> </div> <div style="display: flex; justify-content: space-around; border: 1px solid orange; padding: 5px; margin-top: 10px;"> <div style="border: 1px solid orange; padding: 10px; text-align: center;"></div> <div style="border: 1px solid orange; padding: 10px; text-align: center;"></div> <div style="border: 1px solid orange; padding: 10px; text-align: center;"></div> </div> <ol style="list-style-type: none"> <li>1. Complete each of these sentences with at least one reason.             <ol style="list-style-type: none"> <li>a) 25 could be the odd one out because...</li> <li>b) 4 could be the odd one out because...</li> <li>c) 21 could be the odd one out because...</li> </ol> </li> <li>2. Complete each of these sentences with at least one reason.             <ol style="list-style-type: none"> <li>a) The parallelogram could be the odd one out because...</li> <li>b) The trapezium could be the odd one out because...</li> <li>c) The regular hexagon could be the odd one out because...</li> </ol> </li> </ol>