

St Mark's Primary School

Year 1 Key Messages

20th September 2023



The Year 1 Team

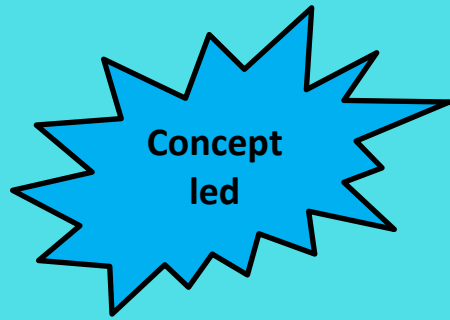
Teachers

- Mrs Barr/Mrs Brackenridge (Heads of Year) – 1BB
- Miss Maggs -1M
- Mrs Meredith -1TM

Other adults who support in Year 1:

Mrs Little
Mrs Codd
Mrs Dodd
Mrs Southwell
Miss Williams
Mrs Newhouse
Mrs Khatkar
Mrs Edwards
Mrs Avenell
Mrs Budd
Mrs Church





Year 1 Projects



Autumn 1 – Sensational Senses


Autumn 2 – Poles Apart

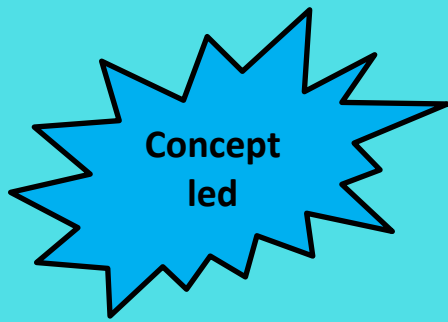
Spring 1 – A Toy's Story

Spring 2 – On the Move

Summer 1 – Into The Woods

Summer 2 – Flower Power





Year 1 Projects



Science - Sensational Senses - Year 1 - How do our senses help us explore the world around us?



Vocabulary Top Ten:

amphibian	An animal that has smooth, slimy skin and lives on land and in water.
carnivore	An animal that eats meat.
herbivore	An animal that eats only plants.
invertebrate	An animal without a backbone.
mammal	An animal that has hair or fur, gives birth to live young and feeds their young with milk.
omnivore	An animal that eats both plants and meat.
predator	An animal that hunts, kills and eats other animals.
prey	An animal that is hunted and killed by another for food.
reptile	An animal that is air breathing, has scaly skin and lays eggs.
senses	The ability to see, hear, smell, touch and taste.

Animals, including humans.

Learners will:

- Sort animals into groups and describe these groupings: fish, mammals, reptiles, amphibians, birds.
- Use scientific vocabulary when describing groups of animals: herbivore, carnivore, omnivore.
- Name the five senses and associated body parts.



- What are your five senses?
- Why are they so important?
- Can you use your senses to explore the world around you?

- How many different animals can you think of?
- How are they similar? How are they different?
- How many different ways can you sort them?

The Five Senses



Key Skills

- observing closely
- identifying and classifying
- using observations and ideas to suggest answers to questions



Concept
led

Year 1 Projects



Through **Maths**, we will be practising our counting within 20, both forwards and backwards and become confident at reading and writing these numbers correctly. We will learn about ways of making our numbers within 10 and use different resources and pictures to help us solve problems more independently.

In **Science** this term will be thinking about humans and their senses. We will learn different parts of the body and find out how our senses link to these. We will also be thinking about how to eat healthily.

In **Art**, the children will be exploring the use of colour through painting. They will learn about primary and secondary colours and learn to mix colours. The children will use their knowledge of colour-mixing to create paintings linked to artists such as Matisse and Kandinsky.

During our **PE** this term, the children will be outdoors developing their throwing skills in netball. For our indoor sessions, we will be focussing on following instructions and practising skills safely, where motivation and perseverance will be key. **Please ensure your child is wearing their correct PE kit on Monday (outdoors) and Thursday (indoors, please wear shorts under tracksuit bottoms).**

**Our project,
Sensational Senses,
will explore the big
question,
'Are senses important
and how are they
affected by the world
around us?'**

In **Music**, we will be enjoying exploring and experimenting with pulse and rhythm in our 'All About Me' unit.

In **English** this term, we will be looking at poetry and thinking about their senses to write their own poetry. We will also look at the stories, 'The Hungry Caterpillar' and 'The Enormous Turnip', where we will explore the texts and learn to retell them in simple words and sentences.



In our **RE** learning this term, we will be thinking about rules and exploring how rules are part of Jewish customs and belief.

Through **Computing**, we will learn about how to use a computer safely; turning it on and off correctly and logging on and off. We will learn to use the keyboard for the typing of simple words.

During our **PSHE** this term, we will explore the idea of team work and how we can work alongside each other in our new classes. We will think about our charters and how rules are used to help us in our learning.

Reading will happen every day through book club and phonics. Please continue to read frequently with your child at home and practise any keywords sent home as it really does help them.



A typical day

Early Morning Task

Worship

Phonics

Maths

Playtime

English

Outdoor/Discovery time- Learning/Fine motor activities.

Lunchtime

Handwriting/Number Sense/Phonics

Topic

Outdoor/Discovery time- Challenges

Class story

Please encourage your child to come into class on their own and put their belongings away.

Independence &
Responsibility



Maths Expectations



Diennes



Sorting Objects



Counters



Multilink




Number lines



Bead String

- Working with numbers to 100.
- Read and write numbers correctly to 100.
- Find one more and one less than any given number to 100.
- Add and subtract numbers within 20.
- Know pairs of numbers to make all numbers within 20.
- Reasoning: Talking about our maths ideas.





Reading Expectations

-Daily RWI sessions



A weekly bag of books will go home with a different child each week.

-RWI book to be read independently and changed every 3 school days.

-Oxford Owl- To read familiar books at home and answer comprehension questions.

chom



-Regular reading at home and sharing of books.

-Read key words by sight.



Star reader certificates.

-Library books will be changed every Wednesday.



Writing Expectations

- Form letters correctly- both upper and lower case.
- Write sentences using finger spaces.
- Use phonics to spell words.
- Spell common exception and high frequency words.
- Starting to use full stops and capital letters.
- Write full sentences independently.
- Practise writing their name, with letters the correct way around.
- Writing opportunities everyday.



Spelling



- Teach discreet lessons.
- Focus on spelling patterns.
- Breaking words down into syllables
- Using phonics to spell.
- Spellings will be available on Spelling Shed.
- Not testing children.

How can you help at home?

-Read with your child regularly and write in their reading log.

-Oxford Owl- Encourage children to read the books set online and answer questions in the online quiz.

-Practise number fluency using Numbots.

-Use Spelling Shed to practise spellings.

-Practise writing ,letters, numbers and their name and simple sentences.

No longer using Tapestry,
contact on email
year1@stmarksce.org.uk





Any questions?

Thank you for listening.

year1@stmarksce.org.uk

