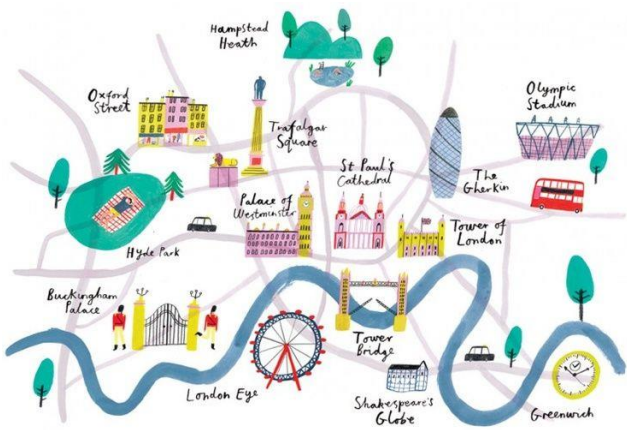
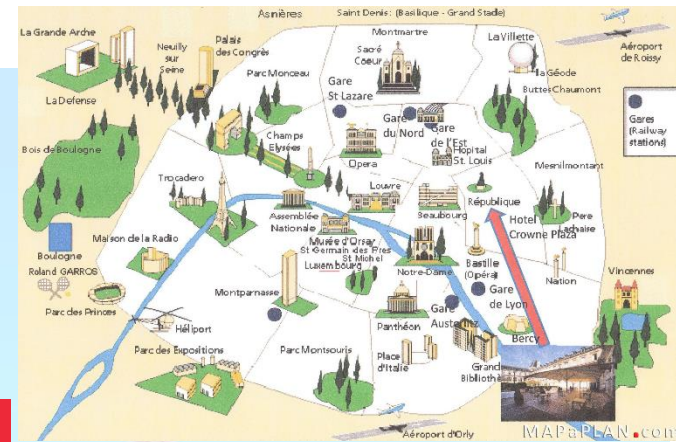




Red, White and Blue Knowledge Organiser



Our big question is:
Which city would you prefer to live in and why?



London Facts	
Founded	43 AD
City Size	607 Square Miles
Total Population	8.9 Million
Visitors Per Year	30 Million
Top 3 Attractions	Big Ben London Eye British Museum
Number of Taxis	22,400
Tube stations	272
Football Clubs	17
Bridges	35
Most Popular Airport	Heathrow 80.1 Million Passengers in 2018
Tallest Structures	The Shard 310m

Paris Facts	
Founded	259 BC
City size	40.7 Square Miles
Total Population	2.3 Million
Visitors Per Year	35 Million
Top 3 Attractions	Eiffel Tower Louvre Museum Arc de Triomphe
Numbers of Taxis	18,000
Metro Stations	300
Football Clubs	20
Bridges	37
Most Popular Airport	CGD Paris Charles de Gaulle 63.8 Million Passengers 2014
Tallest Structure	The Eiffel Tower 324m to the tip

Our Key Concept: Curiosity

Physical Feature - Physical features show natural objects such as mountains and rivers.

Human Feature – Are things that are built by humans such as bridges, buildings and roads.

How can you help at home?

- Read non-fiction books to learn more about London and Paris.
- Look at world maps and locate different countries.
- A visit to London.
- Research London and Paris landmarks.



Tower of London London Eye Big Ben and the Houses of parliament Tower bridge

River Thames is a 346 kilometers (215 miles) long river. There are 47 locks. The Thames is tidal from Teddington. There are 75 bridges that cross over the tidal Thames.



Human Features



Eiffel Tower Notre Dame Arc De Triomphe Fountain at Place St- Michel

Physical Features



River Seine is a 777 kilometers (483 miles) long river. It is an important commercial waterway. The Seine source is a height of 471 meters above sea level. At the mouth of the river it is 16 kilometers (10 miles) wide.